



सेंट्रल बैंक ऑफ इंडिया
सेंट्रल बैंक ऑफ इंडिया
Central Bank of India

1911 से आपके लिए केंद्रित

CENTRAL TO YOU SINCE 1911

केन्द्रीय कार्यालय

Central Office

CO:MBD:2018-19:

2nd February, 2019

National Stock Exchange of India Limited Listing Department Exchange Plaza, Plot No.C/1, 'G' Block Bandra-Kurla Complex Bandra (E), Mumbai-400 051	General Manager Corporate Relationship Deptt Bombay Stock Exchange Ltd. Phiroze Jeejeebhoy Towers Dalal Street, Fort Mumbai 400001
---	---

Dear Sir/Madam,

Sub : Unaudited Financial Results for the Third Quarter & Nine Months ended 31st December 2018

Please refer to our letter no. CO:MBD:2018-19:1003 dated 24th January, 2019 informing thereby that a Meeting of the Board of Directors of the Bank is scheduled to be held on Saturday, 2nd February 2019, *inter-alia* to consider and take on record the unaudited financial results of the Bank for the third quarter and nine months ended 31st December, 2018.

Further to our said letter, pursuant to SEBI (Listing Obligations and Disclosure Requirements) Regulations, 2015, we enclose herewith copy of Unaudited Financial Results of the Bank for the third quarter and nine months ended 31st December, 2018 approved at the meeting of the Board of Directors of the Bank held today, which commenced at 11:30 AM and concluded at 2.30 PM.

The results are also being published in Newspapers as per requirement of the above said SEBI Regulations.

Please take the above on your record.

Thanking you,

Yours faithfully,

For CENTRAL BANK OF INDIA

ANAND KUMAR DAS
ASSTT GENERAL MANAGER-MBD/
COMPANY SECRETARY



चंदर मुखी, नरीमन पॉइंट, मुंबई - 400 021 • दूरध्वनी : 2202 6428, 6638 7777 • फैक्स : (91-22) 2204 4336
चंदर मुखी, नरीमन पॉइंट, मुंबई - 400 021 • दूरध्वनी : 2202 6428, 6638 7777 • फैक्स : (91-22) 2204 4336
Chander Mukhi, Nariman Point, Mumbai - 400 021 • Tel. : 2202 6438, 6638 7777 • Fax : (91-22) 2204 4336

www.centralbankofindia.co.in

<p>S.K.MEHTA & CO Chartered Accountants, 504,Kirti Mahal, 19,Rajendra Place, <u>NEW DELHI-110008</u></p>	<p>BORKAR & MUZUMDAR Chartered Accountants, 21/168,Anand Nagar Om CHS, Anand Nagar Lane, Vakola, <u>MUMBAI-400055</u></p>
<p>MUKUND M CHITALE & CO Chartered Accountants, Second Floor, Kapur House, Paranjape 'B' Scheme, Road No. 1, Vile Parle East, <u>MUMBAI -400057</u></p>	<p>AAJV AND ASSOCIATES Chartered Accountants, LGF-C 73, Lajpat Nagar-II, <u>NEW DELHI- 110024</u></p>

Review Report to the Board of Directors of Central Bank of India



1. We have reviewed the accompanying statements of unaudited financial results of Central Bank of India (the "Bank") for the quarter and nine months ended December 31, 2018. The disclosures relating to "Pillar 3 under Basel III Capital Regulation", "Leverage Ratio" and "Liquidity Coverage Ratio" as have been disclosed in Bank's website and in respect of which a link has been provided in the aforesaid financial results have not been reviewed by us. These financial results are the responsibility of the Bank's Management and have been approved by the Board of Directors at their meeting held on February 02, 2019. Our responsibility is to issue a report on these financial statements based on our review.
2. We conducted our review in accordance with the Standard on Review Engagement (SRE) 2410, "Review of Interim Financial Information Performed by the Independent Auditor of the Entity" issued by the Institute of Chartered Accountants of India. This standard requires that we plan and perform the review to obtain moderate assurance as to whether the financial statements are free of material misstatement. A review is limited primarily to inquiries of persons responsible for financial and accounting matters and analytical procedures applied to financial data and thus provides less assurance than an audit. We have not performed an audit and accordingly, we do not express an audit opinion.
3. The financial results incorporate the relevant returns of 20 branches reviewed by us, 60 branches reviewed by Concurrent Auditors and un-reviewed returns of 4586 branches. In the conduct of our review, we have relied on the review reports in respect of non-performing assets submitted by the Concurrent Auditors of 60 branches to the bank management. These review



reports cover 53.50% of the advances portfolio of the bank excluding food credit and advances of Asset Recovery branches of the bank and 60.77% of the Non-Performing Assets of the Bank.



4. Based on our review as aforesaid, nothing has come to our attention that causes us to believe that the accompanying statement of unaudited financial results prepared in accordance with applicable accounting standards and other recognized accounting practices and policies has not disclosed the information required to be disclosed in terms of Regulation 33 of the SEBI (Listing Obligations and Disclosure Requirements) Regulations, 2015 read with RBI circular (2016-17/29 DBS.ARS.No.BC.2/08.91.001/2016-17 dated 28/07/2016 w.r.t quarterly review of the account of public sector banks) including the manner in which it is to be disclosed, or that it contains any material misstatement or that it has not been prepared in accordance with the relevant prudential norms issued by the Reserve Bank of India in respect of income recognition, asset classification, provisioning and other related matters.

For S.K.MEHTA & CO.
Chartered Accountants
F.R.NO.-000478N





(CA Jyoti Bagga)
PARTNER
M. NO. 087002

For BORKAR & MUZUMDAR
Chartered Accountants
F.R.NO.-101569W





(CA B.M. Agarwal)
PARTNER
M. NO. 033254

For MUKUND M CHITALE & CO.
Chartered Accountants
F.R.NO.-106655W



(CA A.V. Kamat)
PARTNER
M. NO. 039585

For AAJV and ASSOCIATES
Chartered Accountants
F.R.NO.-007739N



(CA S.S. Khandelwal)
PARTNER
M. NO. 083881

Place: Delhi

Date : February 02, 2019

CENTRAL BANK OF INDIA
Reviewed Financial Results for the Quarter and Nine Months ended December 31, 2018

		(Rs in Lakh)					
	Particulars	Quarter Ended			Nine Months Ended		Year Ended
		31.12.2018	30.09.2018	31.12.2017	31.12.2018	31.12.2017	31.03.2018
		Reviewed	Reviewed	Reviewed	Reviewed	Reviewed	Audited
1	Interest earned (a) + (b) + (c) + (d)	5,78,483	5,68,505	6,02,655	17,16,175	18,40,352	24,03,551
	(a) Interest/discount on advances/bills	3,35,862	3,31,666	3,79,574	10,00,350	11,07,939	14,47,875
	(b) Income on investments	2,10,146	2,03,167	1,76,597	6,11,489	5,26,588	7,13,736
	(c) Interest on balances with Reserve Bank of India and other inter bank funds	25,916	25,862	37,208	77,284	1,82,012	2,05,854
	(d) Others	6,559	7,810	9,276	27,052	23,813	36,086
2	Other Income	54,434	51,195	56,277	1,26,925	1,95,284	2,62,235
A.	TOTAL INCOME (1+2)	6,32,917	6,19,700	6,58,932	18,43,100	20,35,636	26,65,786
3	Interest Expended	3,96,878	4,00,955	4,04,913	11,99,202	13,38,636	17,51,851
4	Operating Expenses (e) + (f)	1,64,518	1,67,861	1,67,437	4,83,132	4,78,419	6,40,637
	(e) Employees cost	1,03,741	1,01,652	1,06,764	3,01,987	3,06,926	3,98,337
	(f) Other operating expenses (All items exceeding 10% of the total expenditure excluding interest expenditure may be shown separately)	60,777	66,209	60,673	1,81,145	1,71,493	2,42,300
B.	TOTAL EXPENDITURE (3)+(4) (excluding Provisions and Contingencies)	5,61,396	5,68,816	5,72,350	16,82,334	18,17,055	23,92,488
C.	OPERATING PROFIT (A-B) (Profit before Provisions & Contingencies)	71,521	50,884	86,582	1,60,766	2,18,581	2,73,298
D.	Provisions (other than tax) and Contingencies(Net)	1,81,185	1,98,282	3,42,703	6,56,290	6,65,771	10,62,896
	(Of which provisions for Non-Performing Assets)	2,03,918	1,64,925	3,08,156	6,22,657	5,90,247	10,73,493
E.	Exceptional Items	-	-	-	-	-	-
F.	Profit/ (Loss) from Ordinary Activities before Tax (C-D-E)	(1,09,664)	(1,47,398)	(2,56,121)	(4,95,524)	(4,47,190)	(7,89,598)
G.	Tax Expenses	(37,841)	(55,038)	(89,699)	(1,79,116)	(1,48,051)	(2,79,107)
H.	Net Profit / (Loss) from Ordinary Activities After Tax (F-G)	(71,823)	(92,360)	(1,66,422)	(3,16,408)	(2,99,139)	(5,10,491)
I.	Extraordinary items (net of tax expense)	-	-	-	-	-	-
J.	Net Profit / (Loss) for the period (H-I)	(71,823)	(92,360)	(1,66,422)	(3,16,408)	(2,99,139)	(5,10,491)
5	Paid-up equity share capital (Face value of Rs.10/- per share)	2,97,251	2,61,816	1,96,775	2,97,251	1,96,775	2,61,816
6	Reserves excluding revaluation reserves (as per balance sheet of previous accounting year)	-	-	-	-	-	12,23,714
7	Analytical Ratios						
(i)	Percentage of shares held by Government of India	88.02	86.40	81.91	88.02	81.91	86.40
(ii)	Capital Adequacy Ratio-Basel III (%)	9.34	8.71	7.87	9.34	7.87	9.04
	(a) CET 1 Ratio (%)	7.39	6.71	5.87	7.39	5.87	7.01
	(b) Additional Tier 1 Ratio (%)	-	-	-	-	-	-
(iii)	Earning per Share(in Rs.) Basic and diluted EPS before and after Extraordinary Items, net of Tax Expense [not annualised]	(2.56)	(3.53)	(8.58)	(11.80)	(15.61)	(26.34)
(iv)	(a) Amount of Gross Non-performing Assets	35,33,268	37,41,076	32,49,085	35,33,268	32,49,085	38,13,070
	(b) Amount of Net Non-Performing Assets	15,60,507	15,79,415	15,31,068	15,60,507	15,31,068	17,37,787
	(c) % of Gross Non-performing Assets	20.64	21.48	18.08	20.64	18.08	21.48
	(d) % of Net Non-Performing Assets	10.32	10.36	9.45	10.32	9.45	11.10
(v)	Return on Assets (Annualised) - (%)	(0.86)	(1.11)	(2.13)	(1.27)	(1.25)	(1.81)

Alok Srivastava
ALOK SRIVASTAVA
 EXECUTIVE DIRECTOR


B.S. Shekhawat
B.S.SHEKHAWAT
 EXECUTIVE DIRECTOR

Pallav Mohapatra
PALLAV MOHAPATRA
 MANAGING DIRECTOR & CEO

P.R. Murthy
P.RAMANA MURTHY
 EXECUTIVE DIRECTOR

Tapan Ray
TAPAN RAY
 CHAIRMAN

Place : Delhi
 Date : February 2, 2019



CENTRAL BANK OF INDIA

SEGMENT REPORT FOR THE QUARTER AND NINE MONTHS ENDED DECEMBER 31, 2018

(Rs. In Lakh)

Sl. No.	Particulars	Quarter Ended			Nine Months Ended		Year Ended
		Reviewed	Reviewed	Reviewed	Reviewed	Reviewed	Audited
		31.12.2018	30.09.2018	31.12.2017	31.12.2018	31.12.2017	31.03.2018
A.	Segment Revenue						
	1. Treasury Operations	2,60,993	2,50,071	2,39,470	7,20,697	8,01,621	10,23,935
	2. Retail Banking Operations	1,93,413	1,96,038	2,12,185	5,90,234	5,94,291	8,08,304
	3. Wholesale Banking Operations	1,78,511	1,73,591	2,07,277	5,32,169	6,39,724	8,33,547
	4. Other Banking Operations	-	-	-	-	-	-
	5. Unallocated	-	-	-	-	-	-
	Total	6,32,917	6,19,700	6,58,932	18,43,100	20,35,636	26,65,786
	Less: Inter Segment Revenue	-	-	-	-	-	-
	Net Sales/Income From Operations	6,32,917	6,19,700	6,58,932	18,43,100	20,35,636	26,65,786
B.	Segment Results(Profit+)/Loss(-) before tax and interest from each segment)						
	1. Treasury Operations	54,535	-20,607	-30,351	-23,004	35,481	94,090
	2. Retail Banking Operations	5,342	8,729	2,272	21,398	3,731	6,978
	3. Wholesale Banking Operations	-1,65,681	-1,31,461	-2,24,199	-4,82,385	-4,75,242	-8,75,266
	4. Other Banking Operations	-	-	-	-	-	-
	5. Unallocated	-3,860	-4,060	-3,843	-11,532	-11,160	-15,398
	Total	-1,09,664	-1,47,399	-2,56,121	-4,95,523	-4,47,190	-7,89,596
	Less: (i) Interest	-	-	-	-	-	-
	(ii) Other Un-allocable Expenditure net off	-	-	-	-	-	-
	(iii) Un-allocable income	-	-	-	-	-	-
	Total Profit Before Tax	-1,09,664	-1,47,399	-2,56,121	-4,95,523	-4,47,190	-7,89,596
C.	Segment Assets						
	1. Treasury Operations	1,52,46,871	1,58,78,919	1,42,82,058	1,52,46,871	1,42,82,058	1,46,51,322
	2. Retail Banking Operations	83,19,766	84,98,995	79,20,464	83,19,766	79,20,464	86,96,340
	3. Wholesale Banking Operations	76,85,154	75,15,721	91,82,577	76,85,154	91,82,577	79,49,955
	4. Other Banking Operations	-	-	-	-	-	-
	5. Unallocated Assets	14,54,485	14,06,561	12,05,813	14,54,485	12,05,813	13,24,910
	Total	3,27,06,276	3,33,00,196	3,25,90,912	3,27,06,276	3,25,90,912	3,26,22,527
D.	Segment Liabilities						
	1. Treasury Operations	1,56,31,041	1,62,84,133	1,45,81,215	1,56,31,041	1,45,81,215	1,49,29,672
	2. Retail Banking Operations	78,99,281	80,83,633	83,32,639	78,99,281	83,32,639	83,03,484
	3. Wholesale Banking Operations	72,96,744	71,48,413	81,50,654	72,96,744	81,50,654	75,90,817
	4. Other Banking Operations	-	-	-	-	-	-
	5. Unallocated Liabilities	-	-	-	-	-	-
	Total	3,08,27,066	3,15,16,179	3,10,64,508	3,08,27,066	3,10,64,508	3,08,23,973
E.	Capital Employed						
	1. Treasury Operations	-3,84,170	-4,05,214	-2,99,157	-3,84,170	-2,99,157	-2,78,350
	2. Retail Banking Operations	4,20,484	4,15,362	-4,12,175	4,20,484	-4,12,175	3,92,856
	3. Wholesale Banking Operations	3,88,411	3,67,308	10,31,923	3,88,411	10,31,923	3,59,138
	4. Other Banking Operations	-	-	-	-	-	-
	5. Unallocated	14,54,485	14,06,561	12,05,813	14,54,485	12,05,813	13,24,910
	Total	18,79,210	17,84,017	15,26,404	18,79,210	15,26,404	17,98,554

Notes:

- 1) Segment Revenue and Expenses have been apportioned on the basis of the segment assets, wherever direct allocation is not possible.
- 2) Figures of previous year/period have been regrouped wherever considered necessary to conform to current period classification.

Alok Srivastava

ALOK SRIVASTAVA
Executive Director

B.S. Shekhawat

B.S. SHEKHAWAT
Executive Director

P.R. Murthy

P.RAMANA MURTHY
Executive Director

Pallav Mohapatra

PALLAV MOHAPATRA
Managing Director & CEO

Tapan Ray

TAPAN RAY
Chairman

Place: Delhi
Date: February 2, 2019



CENTRAL BANK OF INDIA
STATEMENT OF ASSETS AND LIABILITIES


(Rs. in Lacs)

PARTICULARS	As at	As at	As at
	31.12.2018	31.12.2017	31.03.2018
	Reviewed	Reviewed	Audited
CAPITAL & LIABILITIES			
Capital	297,251	196,775	261,816
Reserves and Surplus	1,414,159	1,297,329	1,536,738
Share application Money pending allotment	167,800	32,300	-
Deposits	29,541,864	29,544,605	29,483,886
Borrowings	504,873	597,088	570,611
Other Liabilities and Provisions	780,329	922,815	769,477
TOTAL	32,706,276	32,590,912	32,622,528
ASSETS			
Cash and Balances with Reserve Bank of India	2,531,288	2,850,043	3,599,991
Balances with Banks and Money at Call and Short Notice	322,028	889,290	322,853
Investments	11,828,707	9,912,539	10,263,161
Advances	15,126,676	16,204,499	15,654,218
Fixed Assets	433,820	433,386	434,338
Other Assets	2,463,757	2,301,155	2,347,967
TOTAL	32,706,276	32,590,912	32,622,528


ALOK SRIVASTAVA
EXECUTIVE DIRECTOR


B. S. SHEKHAWAT
EXECUTIVE DIRECTOR



P. RAMANA MURTHY
EXECUTIVE DIRECTOR


PALLAV MOHAPATRA
MANAGING DIRECTOR & CEO


TAPAN RAY
CHAIRMAN

Place: Delhi

Date : February 02, 2019





**NOTES ON ACCOUNTS FORMING PART OF REVIEWED FINANCIAL RESULTS
FOR THE QUARTER AND NINE MONTHS ENDED DECEMBER 31, 2018.**


1. The above Financial Results have been reviewed by the Audit Committee of the Board and approved by the Board of Directors of the Bank at its meeting held on February 02, 2019. The results have been subjected to a "Limited Review" by the Statutory Central Auditors of the Bank.
2. There has been no change in the accounting policies followed during the quarter and nine months ended December 31, 2018 as compared to those followed in the preceding financial year ended March 31, 2018 except as otherwise stated.
3. Financial Results for the quarter and nine months ended December 31, 2018 have been arrived at after considering provisions for Non-Performing Assets, Restructured Assets, Standard Assets, Standard Derivative Exposures and Investment Depreciation which have been made on the basis of extant guidelines on Prudential Norms for Income Recognition, Asset Classification, Provisioning norms issued by the Reserve Bank of India.
4. Provisions for Employee Benefits and other usual and necessary provisions including Unhedged Foreign Currency Exposure and Income Tax have been made on estimated basis for the quarter and nine months ended December 31, 2018
5. Bank has received Capital funds of Rs.1678 crore from Government of India on 31.12.2018 and the same has been kept in a newly opened separate Bank Account viz. "Central Bank of India Share Application Money Account" and pending allotment of shares has been so disclosed as Share Application Money in the financial statements.. These funds have been treated as part of Common Equity Tier 1 (CET-1) Capital for the quarter and nine months ended December 31, 2018 as permitted by RBI vide it's letter dated January 21, 2019.
6. As per RBI Circular Nos. DBR No.BP.15199/21.04.048/2016-17 and DBR No.BP.1906/ 21.04.048/2017-18, dated 23.06.2017 and 28.08.2017 respectively, the Bank is holding prescribed additional provision of Rs.439.44 crore as on December 31, 2018 in respect of 21 borrower accounts covered under the provisions of Insolvency and Bankruptcy Code (IBC)
7. As per RBI Circular No.DBR.No.BP.BC.102/21.04.048/2017-18, dated 02.04.2018 and Circular No.DBR.No.BP.BC.113/21.04.048/2017-18 dated 15.06.2018, Bank has opted for staggering the Mark to Market (MTM) losses on investments held in AFS and HFT category over a period of four quarters commencing with the quarter ended 31.12.2017, 31.03.2018 and 30.06.2018 respectively. However, since the bond rate has eased as on 31.12.2018, Bank has not availed the relaxation permitted for staggering of provision of Rs.18.70 cr. Bank has fully provided for the MTM losses.
8. Pursuant to proposed bipartite agreement on wage revision (due with effect from November 2017), a sum of Rs.75 crore has been provided towards wage revision for the quarter ended December 31, 2018. and Rs. 225.00 crore for the nine months ended December 31, 2018. (cumulative provision as on December 31, 2018– Rs.360 crore).





9. RBI circular-DBR.No.BP.BC.83/21.04.048/2014-15, dated April 01, 2015 and DBR.No.BP.BC.92/21.04.048/2015-16, dated April 18, 2016 granted an option to spread provision in respect of frauds for a period, not exceeding four quarters from the quarter in which such fraud has been detected.. The Bank has exercised the option of staggering the provision and unamortized provision amount of Rs.82.35 crore has been deferred to subsequent quarters.
10. In terms of Reserve Bank of India (RBI) circular DBR.No.BP.BC.1/21.06.201/2015-16, dated July 1, 2015, on 'Basel III Capital Adequacy' and RBI circulars DBR.No.BP.BC.80/21.06.201/2014-15 dated March 31, 2015 on 'Prudential Guidelines on Capital Adequacy and Liquidity Standard Amendments', banks are required to make Pillar 3 disclosures including leverage ratio and liquidity coverage ratio under the Basel III framework. The bank has made these disclosures which are available on the bank's website www.centralbankofindia.co.in along with publication of financial results. The Disclosures have not been subjected to audit by Statutory Central Auditors of the Bank.
11. The Bank has recognized Treasury operations, Corporate/ Wholesale Banking, Retail Banking and other banking operations as primary reporting segments. There are no secondary reporting segments.
12. Keeping in view the significant provisioning requirements, tax review based on management's estimate of possible tax benefits against timing difference has been carried out and as at 31.12.2018 Rs. 7156.43 crore (Rs.5368.03 crore as at 31.03.2018) has been recognized as Deferred Tax Assets in the accounts.
13. Status of Investors' Complaints:

Complaints at the beginning of the Quarter	Received during the Quarter	Resolved during the Quarter	Pending as on Dec. 31, 2018
NIL	03	03	NIL

14. The Provisioning Coverage Ratio (PCR) of the Bank is 69.52%. (Previous corresponding period 62.49%).
15. Figures of the previous period have been regrouped/ reclassified wherever considered necessary to confirm to current period classification.


ALOK SRIVASTAVA
 EXECUTIVE DIRECTOR


B S SHEKHAWAT
 EXECUTIVE DIRECTOR


P. RAMANA MURTHY
 EXECUTIVE DIRECTOR


PALLAV MOHAPATRA
 MANAGING DIRECTOR & CEO


TAPAN RAY
 CHAIRMAN

Place: Delhi

Date: February 02, 2019

